

WHO IT'S FOR

- Normal
- Oily
- Combination

HOW TO USE

- 1 Squeeze out approximately 2 cherry size amount for the entire face 
- 2 Apply the Original Skin Retexturizing Mask by massaging in a circular motion covering the entire face contour, avoiding the eye area 
- 3 Ensure that the Original Skin Retexturizing Mask covers the entire face contour and leave for about 10 mins 
- 4 Add water on top and gently massage in a circular motion then rinse off thoroughly Use 1-2 times per week 





SUSTAINABILITY

- 92% Naturally Derived*
- Vegan**
- Free of Silicone & drying Alcohol

*Using the ISO 16128 Standard, from plant, non-petroleum mineral, and/or water sources.

**Free of animal-derived ingredients.

HOW TO DEMO

- 1 Squeeze out a pea size amount of the mask and apply at the back of the customer's hand in a circular motion. Leave for 5 mins 
- 2 With a spray bottle, add water on top to soften the mask and perform a gentle circular motion to allow the jojoba beads to remove surface dead skin cells and refine skin's texture 
- 3 Rinse off at basin/ wipe off with wet cotton pads 
- 4 Compare the difference between both hands. Hydrate with lotion according to customer's concern. Lock & protect with moisturizer 

REGIMEN

