

Perfectionist Pro Multi-Zone Wrinkle Concentrate



WHY THERE'S ONLY 1

Get instant line plumping and diffuse the look of wrinkles with this innovative pro-inspired targeted treatment.

3 THINGS TO REMEMBER

INSTANT LINE PLUMPING–

Intensely hydrates and immediately plumps fine dry surface lines.

MULTI-ZONE LINE AND WRINKLE DIFFUSING POWER–

Significantly reduces the look of 9 types of lines and wrinkles, including forehead lines, crow's feet lines/wrinkles, glabellar "11" lines, undereye lines/wrinkles, nasolabial folds, marionette lines and neck lines. Over time, skin looks more radiant, more youthful and less lined.

FIGHTS FORMATION OF FUTURE LINES–

Protective anti-oxidants help defend against the appearance of future lines.

SELL IT

Squeeze a thin line of product to the skin on the back of the hand between index and thumb. Massage in.

Notice the silky, lightweight texture and instant line-plumping and hydrating benefit.

Compare hands and notice the difference.

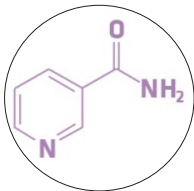


HOW TO USE

Start by applying a large pearl-sized amount of creme to forehead, cheeks and chin.

- For glabellar "11" lines: Cross index finger on top of middle finger. Starting at the base of the lines, massage product into line, pressing down and outwards. Move to the middle of line and repeat massaging motion, then end at the top of the line, repeating massaging motion.
- For forehead lines: Using middle 3 fingers, sweep product from the center of lines outwards 3 times.
- For undereye lines/wrinkles, crow's feet lines/wrinkle: Starting on one eye, using middle 3 fingers, sweep product from inner corner of eye to outer corner of eye. Repeat motion with alternate hand 2 more times. Repeat on other eye.
- For nasolabial folds: Cross index finger on top of middle finger. Starting at the top of the lines, massage product into line, pressing down and outwards. Move to the middle of line and repeat massaging motion, then end at the bottom of the line, repeating massaging motion.
- For marionette lines: Cross index finger on top of middle finger. Starting at the top of the lines, massage product into line, pressing down and outwards. Move to the middle of line and repeat massaging motion, then end at the bottom of the line, repeating massaging motion. Sweep from center of jawline to ears to finish.
- For neck lines: Tilt head slightly back, massaging product from base of neck upwards in small circles. At the top of neck, sweep hands to ears, then sweep down sides of neck. Repeat 2 more times.

INGREDIENT HIGHLIGHTS



NIACINIMIDE–

A multi-benefit anti-aging ingredient known to help reduce the look of lines and wrinkles and help skin boost natural line-fighting collagen.



CHLORELLA–







A protein-rich micro algae specially cultivated and harvested in sunlit pools of purified water, and specially extracted to preserve its rich, natural properties. Plus, this potent algae includes 16 amino acids that are the essential building blocks of collagen-I, and has collagen-boosting benefits to help fight the look of lines and wrinkles.



VITAMIN C–

A skincare professional favorite, our powerful anti-aging ingredient has collagen-boosting benefits to help improve the look of lines and wrinkles. Plus, its anti-oxidant properties help to protect skin from free radical damage that can accelerate the formation of new lines.

Perfectionist Pro Multi-Zone Wrinkle Concentrate

					
PERFECTIONIST PRO RAPID FIRM + LIFT TREATMENT	NEW! PERFECTIONIST PRO MULTI- ZONE WRINKLE CONCENTRATE	PERFECTIONIST PRO RAPID BRIGHTENING TREATMENT	PERFECTIONIST PRO RAPID RETINOL TREATMENT	PERFECTIONIST PRO MULTI-DEFENSE AQUA UV GEL SPF 50	PERFECTIONIST PRO MULTI-DEFENSE UV FLUID SPF 45
<ul style="list-style-type: none">• Skin feels firmer and looks more lifted and defined.	<ul style="list-style-type: none">• Intensive, professionally inspired visible line and wrinkle corrector.	<ul style="list-style-type: none">• Significantly reduces the look of dark spots and acne marks, evens skin tone, leaves skin looking brighter and glowing.	<ul style="list-style-type: none">• Diminishes the look of fine lines and wrinkles.• Evens skin ton and reduces the look of spots.	<ul style="list-style-type: none">• Holistic defense against UVA/UVB, dehydration and environmental damage.	<ul style="list-style-type: none">• 100% mineral-based sunscreen.• Protects against UVA/UVB.• Neutralizes indoor and outdoor pollution.• Strengthens skin's moisture barrier.

FAQ

HOW DO I USE IT?
Apply AM and PM all over face and neck, concentrating on any areas of concern such as crow’s feet, undereye lines, forehead lines, glabellar “11” lines between brows, nasolabial lines, marionette lines and neck lines. Massage gently into lines. “Pro” tip: use the precision steel tip to apply product directly into lines and then massage with fingers. Use after a serum and before moisturizer if adding into a skincare regimen.

SHOULD I USE THE PERFECTIONIST PRO MULTI-ZONE WRINKLE CONCENTRATE INSTEAD OF MY PERFECTIONIST PRO FIRM+LIFT SERUM?
Perfectionist Pro Multi-Zone Wrinkle Concentrate is a targeted line and wrinkle treatment, which can be used alone or in addition to your serum and moisturizer. If you also wish for an overall firmer, more lifted look, use **POWER PAIR** Perfectionist Pro Multi-Zone Wrinkle Concentrate and Perfectionist Pro Rapid Firm + Lift Treatment for more youthful, firmer looking contours.

