






AVEDA PROFESSIONAL SCALP TREATMENT

A facial for the scalp that cleanses, stimulates and balances the scalp. Hair is soft, with natural shine.







Time: 25–30 minutes

SUPPLIES

- Scalp Solutions Stimulating Scalp Massager
- Scalp Solutions Exfoliating Scalp Treatment
- Scalp Solutions Conditioner
- Scalp Solutions Overnight Scalp Renewal Serum
- Scalp Solutions Balancing Shampoo
- 15 ml Applicator Bottle (for Scalp Solutions Exfoliating Scalp Treatment)
- Hair Color Brush (for Scalp Solutions Conditioner)
- Hair Color Bowl (for Scalp Solutions Conditioner)
- Comb
- Towel
- Heated Towel
- **Optional:** Spray Bottle

STEP	DESCRIPTION
SCALP BRUSH (2 MINUTES)	
1	 <p>Perform scalp massage with the Scalp Solutions Stimulating Scalp Massager.</p>
SCALP AND HAIR CLEANSE (5–10 MINUTES)	
2	 <p>Dispense 15 ml of Scalp Solutions Exfoliating Scalp Treatment into a 15 ml applicator bottle.</p>
3	 <p>Wet the guest's hair with a spray bottle or at the shampoo bowl. Using the dispenser bottle (or the product nozzle without touching the scalp) apply Scalp Solutions Exfoliating Scalp Treatment to the scalp. Use the pads of your fingers to evenly distribute.</p>
4	 <p>Place your hands on either side of the guest's scalp with your fingers extended. Massage the scalp using circular, friction motions and medium pressure.</p>
5	 <p>Apply Scalp Solutions Balancing Shampoo. Lather with shampoo movements. Massage the guest's scalp for five minutes.</p>

CONTINUED>

STEP	DESCRIPTION	
6		Rinse the scalp cleanser and shampoo from the guest's hair, and towel-dry.
SCALP CONDITION (15 MINUTES)		
7		Dispense 40 g of Scalp Solutions Conditioner into a hair color bowl. Part the guest's hair in wide sections, and apply to the scalp and roots with a hair color brush.
8		Massage the guest's scalp. NOTE: The guest may notice a cooling and tingling sensation.
9		Wrap the guest's head in a heated towel, and process for 10 minutes.
10		Remove the heated towel. Rinse the product from the guest's hair, and towel-dry.
SCALP SERUM (2 MINUTES)		
11		Part the guest's hair from the front hairline to the back hairline. Apply Scalp Solutions Overnight Scalp Renewal Serum to the guest's damp scalp with the dropper applicator. Repeat in five more sections to cover the entire scalp. Do not rinse. NOTE: Do not touch the dropper to the guest's scalp.
STYLE AS DESIRED.		