

INSIDE CLINIQUE

**Allergy
tested.
100%
fragrance
free.**



Our Brand

Our Products

Your Learning Journey


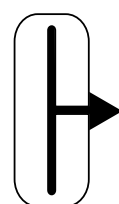
INDEX

**Click for
eLearning**

**Click for
Link**

**Take
Action**

**Click to
Explore**



Wherever you see Clinique Clinical Reality™ you can use:
Clinical Reality Diagnostic (on iPad, Analog or Face Pad).



Our Brand

Welcome

The Brand Story

Client Obsession

Rock the Lab Coat

Make the Day

Allergy Science

**Clinique
Clinical Reality**

**Clinique
Skin School**



The doctor is in.



Welcome

**Letter from our Global
Brand President**

Education Resources

Your Learning Journey



Welcome to Clinique.



We are thrilled that you've joined our iconic and beloved brand. Clinique is built on passion. Passion for our clients. Passion for innovative product solutions and experiences. Passion for the development of our people.

We place the consumer at the heart of everything we do. It is a privilege to delight them with products and experiences that meet their needs and make their life better. We value their time and respect their preferences and uniqueness by always striving to provide exceptional service at every touch point, be it online, in store or on our social channels.

Clinique products are always built on our unique brand promise that ***Great Skin Can Be Created***. Anchored in big ideas, dermat-level efficacy with the “power of one” safety and always allergy tested, 100% fragrance free, Clinique’s 55+ year dermatological heritage is what makes us incredibly special.

From the very conception of Clinique, Mrs. Evelyn Lauder knew the brand was so unique, so ahead of its time, that Consultants would need to be different from the typical beauty sales person. They would need advanced education on skin physiology, ingredients, the latest information on skin concerns, dermatologist diagnostics and hygiene protocols. The Clinique Consultant and Clinique Education was born - and Mrs. Evelyn Lauder was our first Education Leader.

As Clinique Consultants, you are our frontline to our consumers, to communicate our heritage and best-in-class products in an elevated, authentic, prestigious way.

Thank you for allowing me to join you on this transformative journey, to continue to build upon the promise that ***Great Skin Can Be Created***. To support you in your journey, we have developed a learning program that allows you to discover something new every day and apply your newly acquired skills to reach your goals.

So again, welcome to our family.
You are a Clinique Consultant.
You are the Difference Maker.
And that difference defines us.

Michelle Freyre

Clinique Global Brand President





Your Clinique Education Resources.

Getting Set Up On eLearning:

1. Click/Tap Register
2. Select your Region, Country, Retailer & Store from dropdown menus
3. Enter your info to get started!
Registration Code: Clinique1968



Getting Set Up On CliniquePlay:

1. Download the App below
2. Register/Password: 1968



For any eLearning issues or questions, please reach out to the Clinique eLearning Help Desk **elearninghelp@clinique.com**. Please do not register more than once; instead, reach out to our Help Desk for any log-in issues.





Your Clinique Education Resources.



Icons and symbols to know. Click on each icon to take you to the resource.

eLearning

Clinique eLearning is the place to gain a rich understanding of the fundamental knowledge you need to become a Clinique expert.



Clinique Skin School

Services built on dermatological science. For Skin. For Makeup. For Free.



CliniquePlay

CliniquePlay is an educational gaming app that allows users to scan Hero products for facts and partners, then play games!



Clinique Insider

Closed Instagram, TiKTok and Facebook group for the most real-time Clinique news.

NEW @CliniqueInsiderTT



Activation Rallies

Updated seasonally, this suite of Consultant initiatives, challenges, & games helps you attract, engage, & inspire client loyalty.



The Clinique Source Book

All things product related you'll need to know to represent the original derm brand.



Consultant Learning Journey.

The Path to Success.

We have mapped out a suggested journey that will help build your confidence in delivering derm expertise through elevated client experiences that result in sales goal achievement. Upon successful completion of Inside Clinique, you will be prepared to attend I AM CLINIQUE Accreditation.

Your three tips:

- 1 Many topics have multiple eLearning courses.
- 2 You can click on each bullet to take you to that section.
- 3 Place a check mark next to every eLearning course and activity you complete.






Your Learning Journey.

The Beginning From Date-of-Hire through Week 2



Prior to Day 1:

- Understand your "Day 1" Rock the Lab Coat expectations so you are ready to look your best.




Day 1:

- Welcome
- Rock the Lab Coat
- Clinique Clinical Reality™
- Experience a Clinique Skin School Consultation
- Client Obsession



Week 1:

- The Brand Story
- Allergy Science
- Make the Day
- Meet-A-Hero
- Discover Activation Rallies



Week 2:

- Skincare: Healthy Skin Solutions
- Foundation: Foundation Fundamentals
- Social U





Your Learning Journey.

Week 3 - Week 8



Week 3:

- Social U cont'd
- Foundation: Foundation Fundamentals, cont'd



Week 4:

- Skincare: De-Aging Solutions
- Foundation: Even Better™ Makeup



Week 5:

- Skincare: Dehydration Solutions
- Foundation: Foundations, Powders and Concealers



Week 6:

- Skincare: Hyperpigmentation Solutions
- Foundation: Foundations, Powders and Concealers, cont'd



Week 7:

- Skincare: Redness Solutions
Acne Solutions
Eye Treatments



Week 8:

- Skincare: Sun Protection Solutions
Fatigue Solutions
Pores & Uneven Texture Solutions





Your Learning Journey.

Months 3, 4, 5 & 6



Month 3, Weeks 1 & 2:

- Clinique Color Confidence



Month 3, Weeks 3 & 4:

- Clinique Color Confidence, cont'd



Month 4, Weeks 1 & 2:

- Body, Fragrance & Men: Clinique For Men™



Month 4, Weeks 3 & 4:

- Body, Fragrance & Men: Fragrance & Body



Month 5:

- Before attending I Am Clinique Accreditation, make sure you are **100%@100%**




Month 6:

- Continue to use Clinique Clinical Reality™ and Virtual Makeup Try On
- Continue to practice Skincare Skin School Consultations
- Continue to practice Makeup Skin School Consultations

Latest News! 




The Brand Story.



eLearning

Complete the 5-part Clinique Brand History eCoach module.

Clinique Brand History

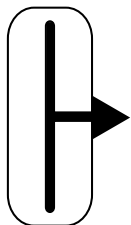


Clinique was born in a dermatologist's office.

We are the leading authority in the Active Derm category with diagnostics built on 50+ years of dermatological research and products that deliver clinical results clients will see and feel instantly, and over time.

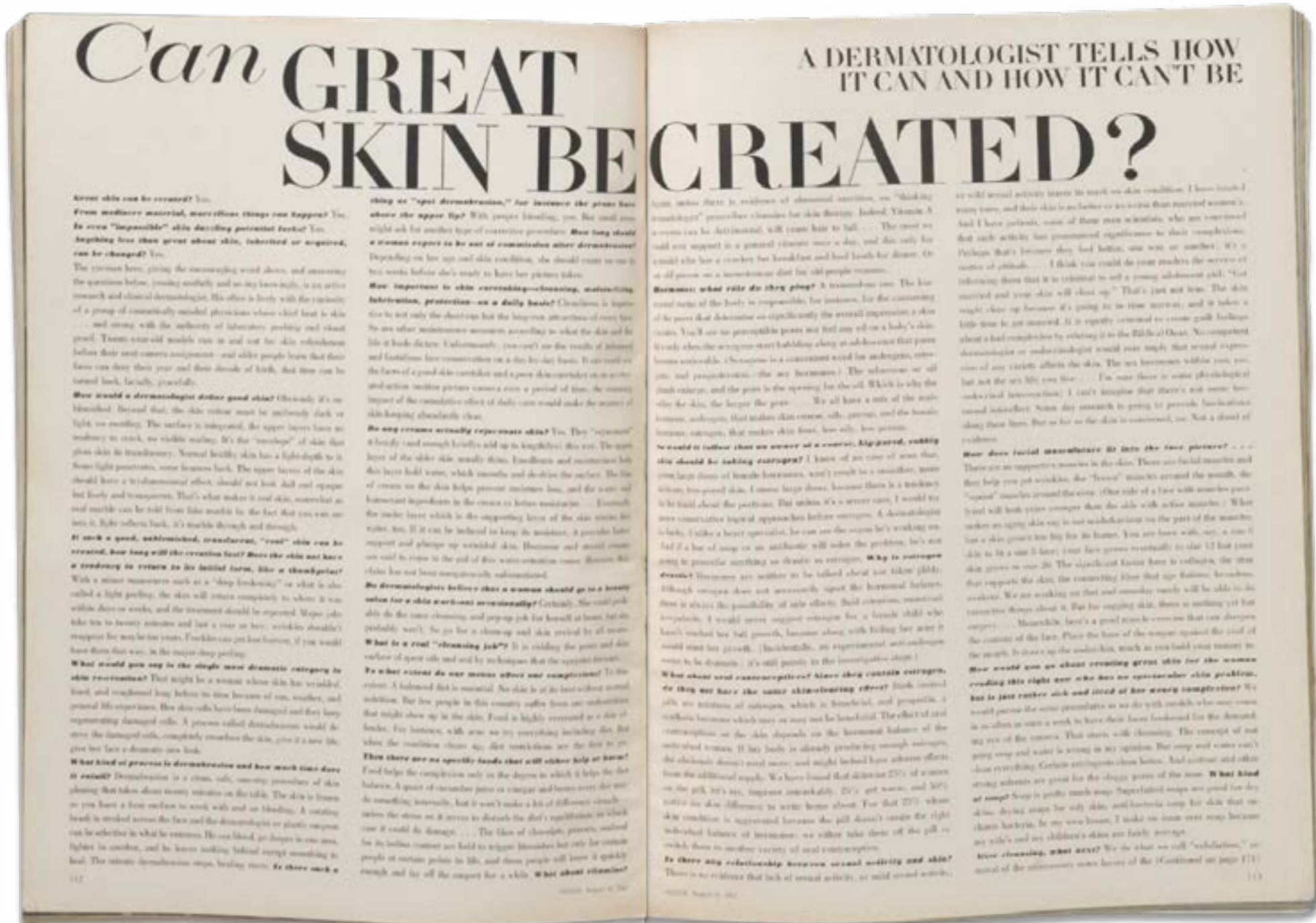


Explore the Creation of Clinique



Practice sharing Clinique's dermat authority

Meet Clinique's Brand Ambassadors





Client Obsession.



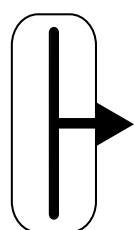
eLearning

Complete the eCoach Modules.

Simply Amazing Experience



Complete Competitive Research Activity



Client Obsession Game

Your goal is to deliver Simply Amazing Experiences —actions that are not expected and will guarantee a smile.

Check a heart for each Simply Amazing Experience you create.


See how many hearts you can check off by the end of the day—**clients’ smiles** will be the proof.



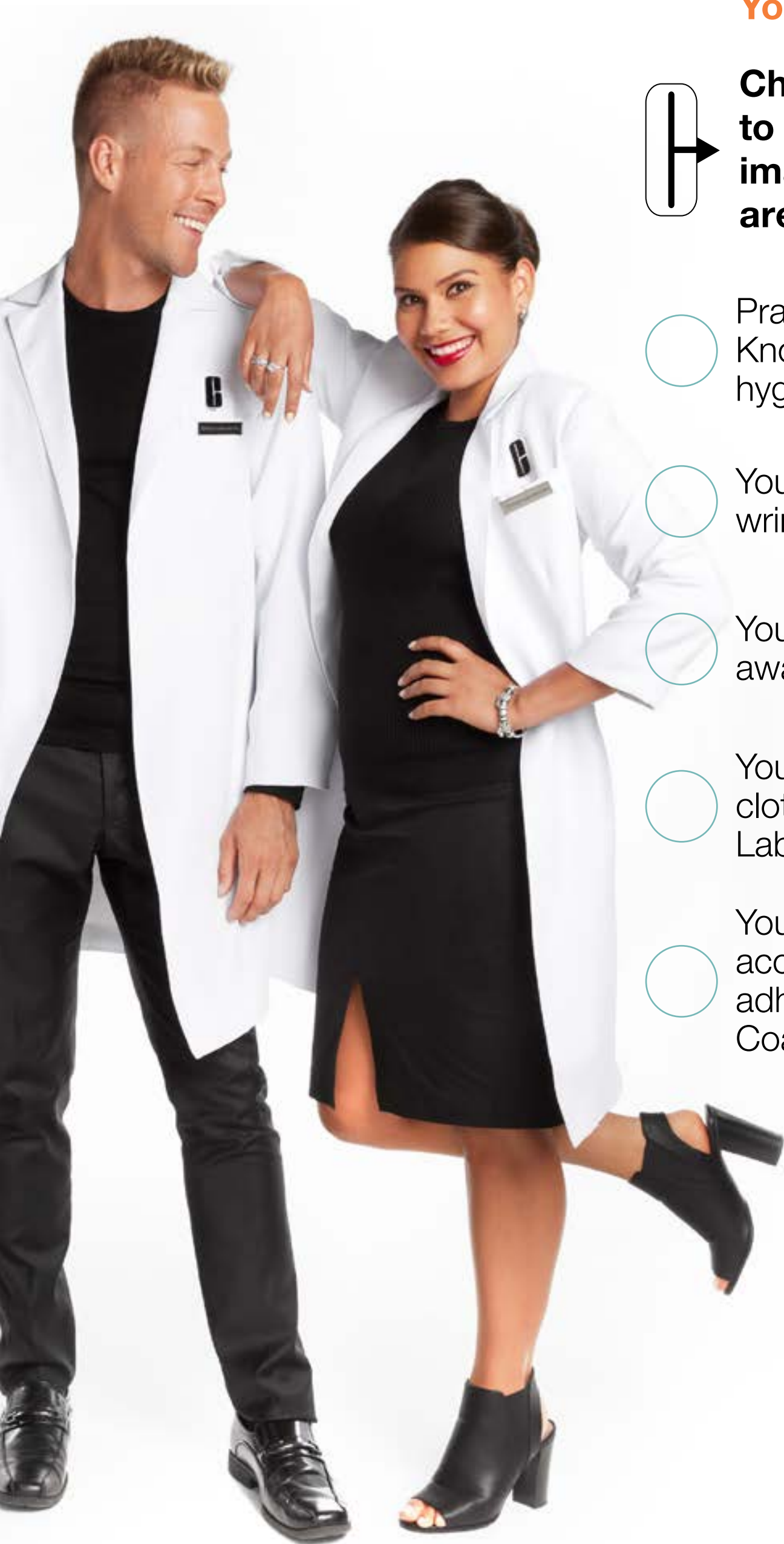

Rock the Lab Coat.



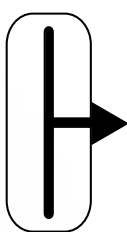
Rock the Lab Coat



Hygiene



Your Consultant Image



Check off the below to make sure your image and hygiene are Simply Amazing.



Practice hygiene "Have to Knows" and find where the hygiene tools live at-counter.



Your Lab Coat is clean and wrinkle-free.



Your hair is styled neatly away from your face.



You have stylish black clothing under your Lab Coat.



Your nails, makeup, accessories, and shoes adhere to Rock the Lab Coat Guidelines.

Tip: For temporary fixes for makeup stains, apply **All About Clean Rinse-Off Foaming Cleanser** and water using a cotton pad in small circular motions.

Make the Day.



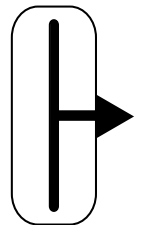
eLearning

Complete these eCoach modules.

- A Simply Amazing Close**☐
- Make the Day**☐



- ☐ **Explore Sample With Purpose**
- ☐ **Hygiene Guidelines**
- ☐ **Experience Seasonal Activation Rallies & Games**



- ☐ **Practice 3 Yeses to Close the Sale**
- ☐ **Utilize Activation Games to Make the Day**
- ☐ **Practice Sampling With Purpose**



Allergy Science

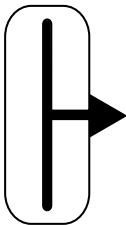


eLearning

Complete the eLearning modules.

Responsible Beauty



- 
 - ☐ Explore the Beyond Parabens & Phthalates: A Happy Skin Guide.
 - ☐ Share Clinique's Allergy Science with a client



*If a client has a question about our formulation philosophy, or anything else to which you don't have the answer, refer them to Global Consumer Care:
CONSUMERCARE-US@GCC.CLINIQUE.COM
Or call the Global Consumer Communication Hotline:
866-707-2100



Clinique Clinical Reality™.

Our most accurate diagnostic yet.

Clinique Clinical Reality™ is built on 50+ years of dermatological expertise. It plots over 80 points on the face and is backed by data from over 2 million scans.

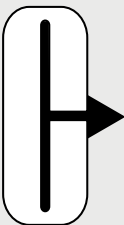

Using these diagnostics as a guide, it translates your results into customized skincare recommendations.



eLearning

Complete the eLearning modules.

Clinique Clinical Reality™



Experience a Clinique Clinical Reality™ Session and a Virtual Try On Foundation Match



Be skin typed



Practice using Clinique Clinical Reality™ Diagnostic on iPad, Analog, and Face Pad





**SKIN SCHOOL
CONSULTATION MENU**

**Services
built on
dermatological
science.**

FOR SKIN.

Customize your routine,
whatever your skin goal.


FOR MAKEUP.


Perfect your look, with
makeup powered by skincare.

FOR A CLINICAL CONSULATATION.*

Educated in partnership with
dermatologists, our
Clinical Consultants will guide
you to your best skin yet.

*Stay on your education
journey and you, too, can
become a Clinical Consultant.





Our Products

Skincare

Foundation

**Clinique Color
Confidence**

Meet-A-Hero

Wow Nows

Social U

**Men, Fragrance
& Body**



Skincare

Healthy Skin

De-Aging

Dehydration

Hyperpigmentation

Redness


Acne

Sun Protection

Eye Treatments

Other Concerns

Healthy Skin Solutions.



eLearning

Complete these eCoach & eLearning modules.

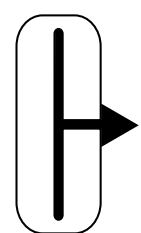
- Skin eCoach: Healthy Looking Skin

☐
- Skin eCoach: Shine & Excess Oil

☐
- 3-Step Skincare System

☐
- All Take The Day Off™

☐

- 

☐ Find your custom-fit 3-Step Skincare System using Clinique Clinical Reality
- ☐

Practice the 2-Second Tape Test Wow Now from the 3-Step eLearning course
- ☐

Practice sharing what you learned in a Scan, Service, Sample experience



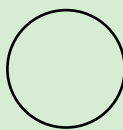
“Daily skincare pays off.
And over time, skin is going to look healthier and younger.”
-Clinique Guiding Dermatologist

De-Aging Solutions.

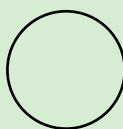


Complete these eCoach & eLearning modules.

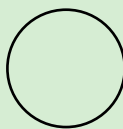
**Skin eCoach:
Lines & Wrinkles**



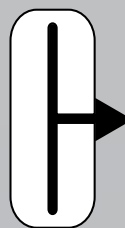
**Skin eCoach:
Loss of Elasticity**



All Clinique Smart™



Explore additional Clinique De-Aging product solutions



Practice the Pinch Test Wow Now



Practice sharing what you learned in a Scan, Service, Sample experience



Practice wowing clients with before & afters

**“Today,
it’s possible**

**to use skincare products to
treat the visible signs of aging,
resist irritation and prevent
further UV-damage.”**

–Clinique Guiding Dermatologist




Dehydration Solutions.

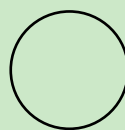


Complete these eCoach & eLearning modules.

Skin eCoach:
Dryness &
Dehydration



All Moisture Surge™



Practice the Hydration Tape Test Wow Now



Practice sharing the 9 Genius Ways to Use Moisture Surge



Practice sharing what you learned in a Scan, Service, Sample experience

“When skin is properly hydrated, it better resists environmental stresses. Result: stronger, softer, healthier skin.”

–Clinique Guiding Dermatologist

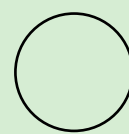


Hyperpigmentation Solutions.

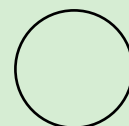


Complete these eCoach & eLearning modules.

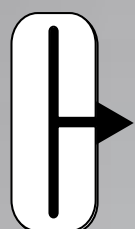
**Skin eCoach:
Dark Spots &
Uneven Skin Tone**



**All Even Better™
Skincare**



Explore the Dark Spot Tracking Tool



Practice using the Dark Spot Tracking Tool



**Practice sharing how Even Better Clinical™
Radical Dark Spot Corrector + Interrupter,
interrupts the uneven skin tone cycle**



**Practice sharing what you learned in a
Scan, Service, Sample experience**

**“Our skin is a
fascinating
organ** that is exposed to
the environment. Sun exposure,
pollution, extreme heat/cold
can activate inflammation in
the skin which may lead to
hyperpigmentation.”

**- Dr. Tom Mammone ELC Fellow,
R&D Research Sciences**




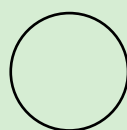
Redness Solutions.




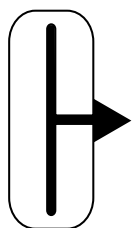
eLearning

Complete the eCoach module.

**Skin eCoach:
Redness /
Irritation**



Explore Clinique's Redness Solutions products



Practice the Bye Bye Redness Wow Now




**Practice sharing what you learned in a
Scan, Service, Sample experience**

**“If you have
persistent redness,
daily, gentle treatment will lessen the severity
and frequency of flare-ups.”**

–Clinique Guiding Dermatologist



Sun Protection Solutions.



Explore the importance of sun protection and Clinique's wide range of Sun products



Explore the Sun Protection chapter of the Clinique Source Book to understand how to read a Sunscreen Drug Facts pane

“Sun exposure

does more to age the skin than any other single factor.”

—Clinique Guiding Dermatologist




Acne Solutions.




Complete these eCoach & eLearning modules.

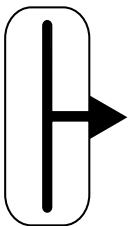
**Skin eCoach:
Acne / Breakouts**



**Clinique
Acne Solutions**



Explore Clinique's Acne Solutions products



**Practice sharing what you learned in a
Scan, Service, Sample experience**

Test your knowledge:

Fill in the blanks with Clinique's multi-pronged approach for breakouts.

A _____
C _____
N _____
E _____

See how you did.

**“The best way
to get breakouts under control
is a consistent, non-irritating
routine.”**

**–Clinique Guiding
Dermatologist**






Eye Treatments.




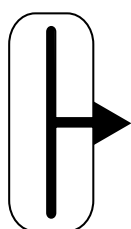
eLearning

Complete the eCoach module.

Skin eCoach:
Eye Area



Explore Clinique's Eye Treatments



Practice sharing what you learned in a Scan, Service, Sample experience



First determine your eye treatment. Next practice custom fitting an eye treatment for your client

Test Your Knowledge:

Match the below statement with the correct eye treatment.

1. Cream-gel treatment that hydrates, reduces puffiness and undereye circles.

Answer _____

2. Eye treatment that visibllly reduces dark circles.

Answer _____

3. Wrinkle-fighting eye cream helps strenghten your dermal support structure for smoother, younger-looking skin.

Answer _____

4. Ultra lightweight water-gel with 96-hours of hydration.

Answer _____

A



B



C



D



See how you did.

Concealing Dark Undereye Circles

Concealing Dark Undereye Circles

1

Hydrate

Apply a custom-fit eye cream or ***All About Eyes*** to the undereye area to brighten, depuff & hydrate.



2

Correct & Conceal

If color correction is needed, apply a very thin layer of ***Even Better™ All-Over Primer + Color Corrector*** in Peach or Apricot, and blend with sponge applicator in a stippling motion.

Then apply a small amount of shade-matched ***Even Better All-Over Concealer + Eraser*** on top. Stack in thin layers with finger until desired coverage is achieved. Using a brush, stretch edges for seamless finish.



3

Set

Set with ***Stay-Matte Universal Blotting Powder***.



+

Tip

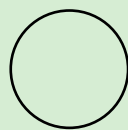
If you camouflage first to correct discoloration, you will need less concealer and your eye area will look less textured or made up.

Pores & Uneven Texture Solutions.

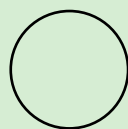


Complete these eCoach & eLearning modules.

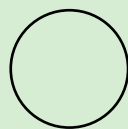
**Skin eCoach:
Pores & Rough Texture**




**Blackhead Solutions
Franchise**



**Clarifying Do-Over
Peel**



**Explore Clinique's Pore Refining Solutions
& 7 Day Scrub Cream**



Practice the Flake-Free, Flawless Wow Now



**Practice sharing what you learned in a
Scan, Service, Sample experience**

**“Exfoliation
makes skin
more uniform**

**and translucent, so it seems
to glow from within.”**

–Clinique Guiding Dermatologist




Fatigue Solutions.

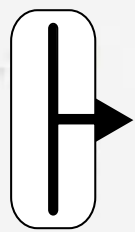



Complete these eCoach & eLearning modules.

**Skin eCoach:
Dullness / Fatigue /
Lack of Radiance**



**Clinique Fresh
Pressed™ System**



**Practice sharing what you learned in a
Scan, Service, Sample experience**





Foundation


Foundation Fundamentals

Even Better Makeup

Foundations, Powders & Concealers




Foundation Fundamentals.




eLearning

Complete these Foundation eCoach modules.

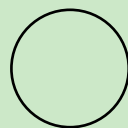
Introduction to Clinique Foundation




Skin Tone vs. Undertone





Finding Their Shade



Concealer



Makeup Brushes & Application



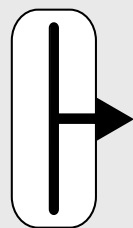
Explore Clinique Virtual Try On



Explore the Foundation Finder



Explore the Makeup Brushes Guide




Practice shade matching fellow Consultants and friends. Once you are confident, practice shade matching clients.

Our foundations

are powered by skincare, improving skin with every wear.






Even Better Makeup.

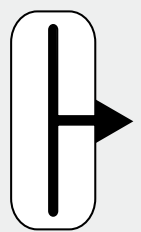
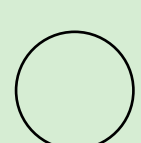


Complete these eCoach & eLearning modules.

All Even Better Makeup



Even Better All-Over Concealer + Eraser




Find your perfect Even Better Makeup formula and shade



Practice the Smooth Operator Wow Now



Practice sharing what you learned in a Scan, Service, Sample experience







Foundations, Powders & Concealers.



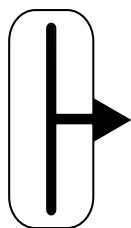
eLearning

Complete these eLearning modules.

All Beyond Perfecting 



Explore Clinique's full range of foundations and dram a sample of one you want to try



Offer foundation services to clients to build your confidence in shade matching



Practice sharing what you learned in a Scan, Service, Sample experience




Clinique Color Confidence.




Complete the eLearning module.

Clinique Color Confidence



All High Impact



Explore Clinique's Face Pad Tips & Tools

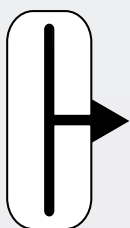


Explore Clinique's Makeup Removers & more



Explore Clinique's Eye Safety

Great for skin,
safe for eyes and easy to apply.
Allergy tested, 100% fragrance free.
Clinique makeup is a simple certainty.



Practice the Clean Sweep Wow Now



Determine your eye shape and practice application techniques to enhance it



Practice applying eye makeup to clients with different eye shapes



Practice sharing what you learned in a Scan, Service, Sample experience





Eye Safety.

The Clinique eye promise

- OPHTHALMOLOGIST TESTED
- SAFE FOR SENSITIVE EYES
- SAFE FOR CONTACT LENS WEARERS

Clinique's Eye Promise.

Behind our high-performance mascaras, liners and lid colors, you'll find thousands of rigorous safety evaluations. That means when any Clinique eye product touches your lids, you can rest easy. Because every product is:

OPHTHALMOLOGIST TESTED
SAFE FOR SENSITIVE EYES
SAFE FOR CONTACT LENS WEARERS

ALLERGY TESTED. 100% FRAGRANCE FREE.




From Like to Love.



Complete this eLearning course.

Meet-A-Hero



#Meet-A-Hero

Check out the Meet-A-Hero deck in
Activation Rallies

Product claims cheat sheet.



Wow Nows

Pinch Test

Flake-Free, Flawless

Clean Sweep

Bye Bye Redness

Smooth Operator

Hydration Tape Test

Wow Nows are the handiest how-tos every client will want to know. Quick-and-easy routines that deliver wow-worthy results, fast.

Other Demos

Pinch Test.

1. Place client's hand palm-down in a closed fist.
2. Gently pinch & pull up skin on back of hand. Ask client to note speed at which it bounces back.
3. Apply ***Clinique Smart Clinical Repair Lifting Face + Neck Cream*** to the back of their fist.
4. Ask client to describe what they're feeling while product absorbs.
5. Have client gently pinch & pull up skin on top of treated area while their hand is still in a closed fist. They should see a difference in the ability to pinch the skin and an increase in the speed in which the skin bounces back.



Wow Now - Pinch Test

Click to see this Wow Now in action. 



Bye Bye Redness.

1. Create a "ghost" and take **Redness Solutions Instant Relief Mineral Pressed Powder** and pick up a generous amount of powder on your "ghost".
2. Press "ghost" directly onto red areas of the face (e.g., cheeks).
3. Use warmth of your fingers to gently press and roll on top of the powder to create a seamless blend with the skin, achieving redness reduction.



Wow Now - Bye Bye Redness

Click to see this Wow Now in action.



Flake-Free, Flawless.

1. Apply a dime-size amount of **7 Day Scrub Cream** to the back of client's hand and massage gently in a circular motion for about 15 seconds.
2. Cover client's hand with a tissue and generously mist the tissue with water and wipe away all residue.
3. Apply powder of choice with a cotton ball to polished hand and non-polished hand, compare.



Wow Now - Flake-Free, Flawless

Click to see this Wow Now in action.

Smooth Operator.

1. Apply tape down the center of the back of the client's hand.
2. Sweep **Clarifying Lotion** over the skin on one side of the tape and not the other.
3. Apply foundation on both sides of the tape.
4. See the difference-maker in action. Remove tape to reveal dead skin cells for an extra WOW.



Wow Now - Smooth Operator

Click to see this Wow Now in action. 

Clean Sweep.




1. Grab **Quickliner™ For Eyes, Dramatically Different™ Lipstick, High Impact Easy Liquid Liner** and a Clinique mascara.
2. Apply a swipe of each of the above products to the back of the client's hand.
3. Allow products to dry.
4. Apply **Take The Day Off Cleansing Balm** to the back of your client's hand and allow the client to rub it in to "melt" the makeup.
5. Spray the back of their hand with water, massage balm into a milky cream.
6. Use a tissue to remove the balm and melted makeup in one sweep, allowing them to see how simple it is to break down makeup products, leaving your skin clean and fresh.



Wow Now - Clean Sweep

Click to see this Wow Now in action.



Hydration Tape Test.

1

Apply tape down the center of the back of the client's hand.

2

Sweep **Clarifying Lotion** over the skin on one side of the tape and not the other.

3


Apply **Moisture Surge 100H** or **Dramatically Different Moisturizing Lotion+** to both sides of the tape.

4

See the difference-maker in action. Remove tape to reveal dead skin cells for an extra WOW.

See Wow Now in action.






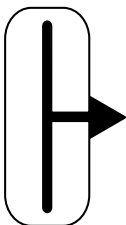

eLearning

Complete these eCoach & eLearning modules.

Social U



Virtual Selling 101



Download Social U



Create a social post using what you learned in Social U





Men, Fragrance & Body

Clinique For Men

Fragrance & Body








Clinique For Men.




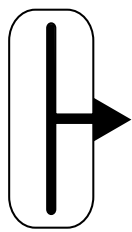
eLearning

Complete the eLearning modules.

All Clinique For Men



Explore what makes men's skin different and the Clinique For Men products to treat it



Practice sharing what you learned in a Scan, Service, Sample experience

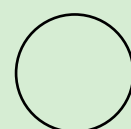


Fragrance & Body.



Complete the eLearning module.

Clinique Fragrance



Explore Clinique's fragrance and body products and discover what makes them unique



Explore Clinique's fragrance fan

When wearing fragrance be sure to follow the Rock the Lab Coat Guidelines.

Statement Fragrances.

Fragrance is all about emotions, feelings, and perception. It complements your personality and style, while making a unique statement about you. Feeling warm? Feeling seductive? Feeling happy? Express yourself with a Clinique scent.



#ScanServiceSample.

Did you know that there is a **94% higher conversion rate** for brands that use technology in their product experiences than those without it?

- 1 Start every client interaction with a quick **Clinique Clinical Reality™** scan. See CCR 8.0 **updates here.**



- 2 Offer Clients a **Skin School** or **Wow Now.**



- 3 Lastly, **sample with purpose.**



#ScanServiceSample social examples.