

Bond-Building and Strengthening Refresh Treatment





Powered by Botanical Repair™

The Bond-Building and Strengthening Refresh Treatment is a targeted treatment powered by plant actives to repair damaged hair and build bonds, making hair five times stronger* after one service.

Time: 15 minutes

SUPPLIES

- Botanical Repair™ Strengthening Shampoo
- Botanical Repair™ Professional Hair Strengthening Additive
- Botanical Repair™ Professional Bond Activators: Light and Rich
- Spray Bottle
- Comb
- Towels

STEP	DESCRIPTION
1	Shampoo the guest's hair with Botanical Repair™ Strengthening Shampoo, rinse and towel-dry.
2	 <p>Dispense 10 ml of Botanical Repair™ Professional Hair Strengthening Additive into a spray bottle. Apply it to the guest's hair, and comb through to ensure thorough coverage and saturation.</p>
3	 <p>Dispense 20 g of Botanical Repair™ Professional Bond Activator: Light (fine-to-medium) or Botanical Repair™ Professional Bond Activator: Rich (medium-to-thick) in your hands, emulsify and apply it to the guest's hair.</p>
4	 <p>Gather the guest's hair in your hands, and knead from scalp to ends for 30 seconds.</p>
5	 <p>Comb through the guest's hair to ensure thorough coverage and saturation.</p>
6	Process for 10 minutes.
7	Rinse the products from the guest's hair, and towel-dry.

STYLE AS DESIRED, OR PERFORM ADDITIONAL HAIR SERVICE AS SCHEDULED.

*Based on averaged repeat grooming results of color with Botanical Repair™ Color Treatment vs. color with non-conditioning shampoo.

Bond-Building and Strengthening Color Treatment




Powered by Botanical Repair™

The Bond-Building and Strengthening Color Treatment is a targeted treatment powered by plant actives to repair damaged hair and build bonds, making hair five times stronger* after one service.

Time: This treatment adds 15 minutes to the scheduled hair color service.



SUPPLIES

- Botanical Repair™ Professional Equalizing Primer
- Botanical Repair™ Professional Hair Strengthening Additive
- Aveda Hair Color
- Botanical Repair™ Strengthening Shampoo
- Botanical Repair™ Professional Bond Activators: Light and Rich
- Comb
- Towels

STEP	DESCRIPTION
1	 <p>Spray the guest's hair with 5 ml of Botanical Repair™ Professional Equalizing Primer, and comb through to ensure thorough coverage and saturation.</p> <p>NOTE: If desired, blow-dry the product into the hair.</p>
2	 <p>Mix the appropriate amount of Botanical Repair™ Professional Hair Strengthening Additive into the hair color formula. Use 8 g for every 40 g of hair color or 30 g of Enlightener™ Powder Lightener.</p>
3	Perform the scheduled color service, including color balancing, if necessary, and rinse and removal.
4	Shampoo the guest's hair with Botanical Repair™ Strengthening Shampoo, rinse and towel-dry.
5	 <p>Dispense 20 g of Botanical Repair™ Professional Bond Activator: Light (fine-to-medium) or Botanical Repair™ Professional Bond Activator: Rich (medium-to-thick) in your hands, emulsify and apply it to the guest's hair.</p>

CONTINUED>

*Based on averaged repeat grooming results of color with Botanical Repair™ Color Treatment vs. color with non-conditioning shampoo.

STEP	DESCRIPTION
6	 <p data-bbox="534 317 1365 380">Gather the guest's hair in your hands, and knead from scalp to ends for 30 seconds.</p>
7	 <p data-bbox="534 531 1419 562">Comb through the guest's hair to ensure thorough coverage and saturation.</p>
8	<p data-bbox="250 688 524 720">Process for 10 minutes.</p>
9	<p data-bbox="250 810 899 842">Rinse the products from the guest's hair, and towel-dry.</p>
<p data-bbox="355 890 1266 921" style="text-align: center;">STYLE AS DESIRED, OR PERFORM ADDITIONAL HAIR SERVICE AS SCHEDULED.</p>	